

MY LIVING WORLD




1

A book on Environmental Sciences


Contents



TOPIC	PAGE NO.
1. More about me	1
2. Keeping clean	11
3. Our food	15
4. Keeping healthy	22
5. Clothing	25
6. A house is a must	30
7. Who are they?	35
8. We are a happy family	39
9. Fairs & festivals	45
10. Know your surroundings	49
11. Plants	52
12. The animal kingdom	58
13. Water	65
14. Important places	70
15. Let us meet them	75



This is how I look.



1. My name is _____.
2. I am _____ years old.
3. I study in class _____.
4. The name of my school is _____.


Are you a boy or a girl?

Colour the right picture.



We all have different body features. So, we all look different.

This is Ravi.



This is Ravi's baby sister.



Let's see the difference in them :

Ravi is tall and the baby is short.

Ravi's weight is more and the baby's weight is less.

Ravi has teeth but the baby has no teeth.

For the teacher : The teacher can explain that as children grow older, changes take place in their body parts.

Find out how you have changed :

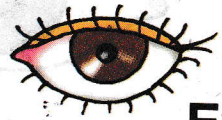
	When Born	Now
Weight		
Height		
No.of teeth		



OUR BODY PARTS

Our body has different parts. Each part has a name. Let us learn the names of our body parts.

Head



Eye

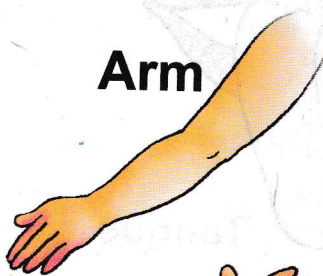


Neck

Nose



Arm



Ear

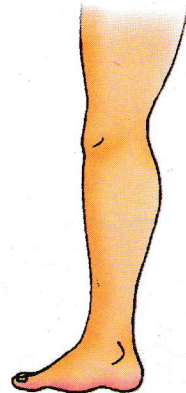
Hand



Teeth



Foot



Leg

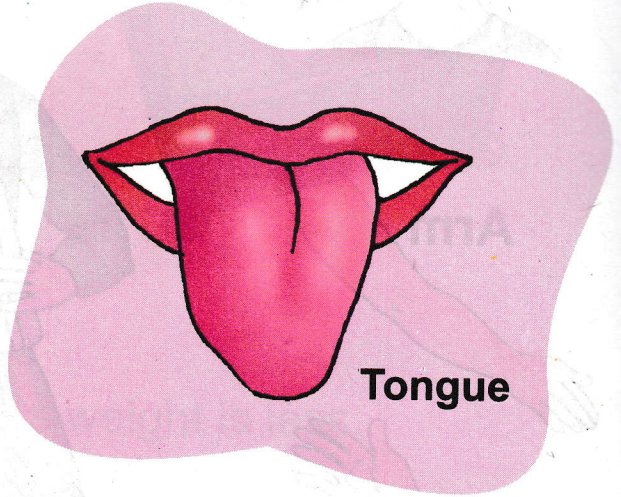

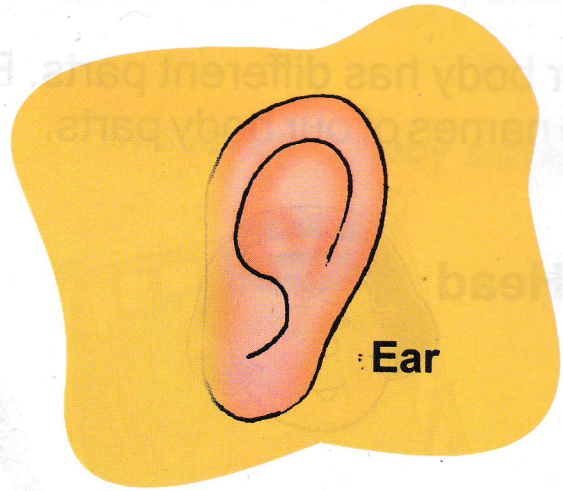
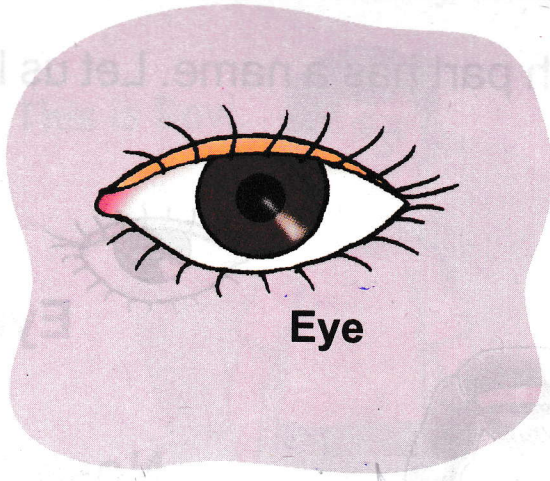


Lips



Now touch different body parts and name them.




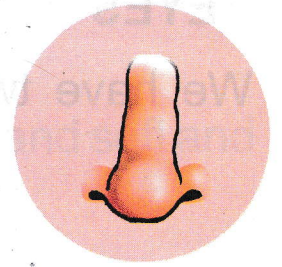
We have five sense organs.



Sense organs help us to sense and understand things around us.



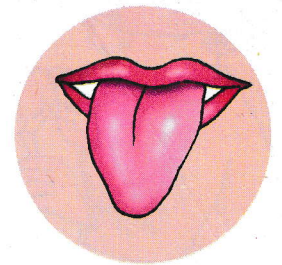
NOSE

We have one nose. Nose helps us to smell different things. We also breathe through our nose.






TONGUE

We have one tongue. Our tongue helps us to taste different things.






EYES

We have two eyes. Eyes help us to see things.



EARS

We have two ears. Ears help us to hear different sounds.



SKIN

We feel with our skin. The skin covers our body.

Our skin helps us to feel the difference between hard and soft and hot and cold objects.



ACTIVITY

Guess and tell

The following things can be collected : lemon, salt, coffee, sugar, onion, silk and jute cloth, rose and jasmine flower, whistle, bell, spoon, glass and water.

The students can be blindfolded and asked to name the objects by smelling, tasting, hearing or feeling and then confirm by seeing after removing the blindfold. They may also be asked to name the sense organ that helped them to guess different things.




SOMETHING TO DO

Look at Rita.

She is six years old.

She studies in class-I.



1. Now fill the particulars of Rita in the badge given below:

Name :
Class :

2. Which sense organ is used to do the following action?
Draw the sense organ in the given box.

1 Smell	
2 See	
3 Taste	
4 Touch	
5 Hear	




3. Fill in the blanks with the correct choice of words from the Help Box.

HELP BOX

feel, smell, hear, see, taste

- a. Nose helps us to _____ different things.
- b. Eyes help us to _____ different things.
- c. Tongue helps us to _____ different things.
- d. Ears help us to _____ different sounds.
- e. Skin helps us to _____ different things.



4. Match the sense organ with its function.

- | | |
|-----------|-------------------------------|
| a. Ears | The pan is very hot. |
| b. Tongue | The music is too loud. |
| c. Skin | This is a red balloon. |
| d. Eyes | This medicine is very bitter. |
| e. Nose | The food smells good. |



5. Label the body parts.

